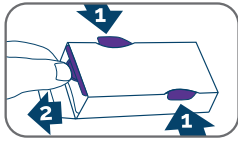


How to apply Mirataz



- Open flap at end of carton
- Press both tabs (arrow 1) simultaneously and pull on tab 2 to remove tray
- Ensure you return the tube to the tray and place the tray back in the box
- Push tray all the way into the box, ensure it locks in place.
- Keep out of reach and sight of children



Step 1:

Wear impermeable gloves.



Step 2:

Twist cap on tube counterclockwise to open.



Step 3:

Apply even pressure on tube and squeeze a 3.8 cm line of ointment onto your index finger using the measured line on the carton.



Step 4:

Using your finger, gently rub ointment on inside surface of the cat's ear (pinna) spreading it evenly over the surface.

If contact with your skin occurs wash thoroughly with soap and water.

The line below coincides with the appropriate length of ointment to be applied:



For instruction videos demonstrating our new packaging and how to apply Mirataz, scan the QR codes.



If you notice your cat is losing weight, contact your veterinarian immediately.

MIRATAZ: Mirataz contains Mirtazapine UK: **POM-V** IE: **POM**

Dechra Veterinary Products Ltd, Sansaw Business Park, Hadnall, Shrewsbury, Shropshire SY4 4AS
Tel: +44(0)1939 211200 Fax: +44 (0)1939 211201

Dechra Veterinary Products Limited is a trading business of Dechra Pharmaceuticals PLC.


www.dechra.co.uk www.dechra.co.uk

Use medicines responsibly: www.noah.co.uk/responsible

© Dechra Veterinary Products March 2021 DVP 1451



Understanding weight loss in your cat



Owner Guide

Mirataz[®]



Take control with Mirataz



Understanding weight loss in your cat

A change in your cat's weight doesn't always have a simple answer. It could be the beginning of a serious disease, like hyperthyroidism, chronic kidney disease, or inflammatory bowel disease.

Prolonged inadequate nutrition may be more detrimental to your cat than the underlying cause of their weight loss.

You can help identify the early signs of weight loss at home

As you interact with your feline friend, take the time to note any changes in their body composition.

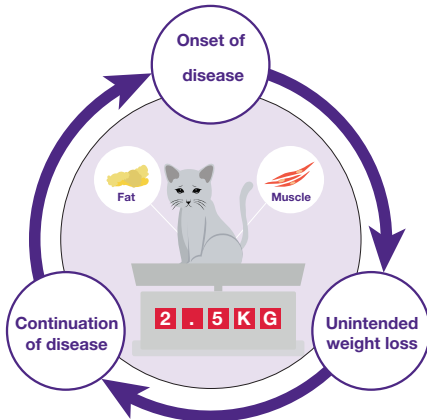
Take notice of changes in eating habits including:

- ▶ Interest in food
- ▶ Amount eaten
- ▶ Time to finish

When petting your cat, check for:

- ▶ Ribs or bony protrusions
- ▶ Lumps or bumps
- ▶ Tender spots

It's important you talk to your veterinarian immediately about any changes you may notice in your cat's eating habits or weight.




Introducing Mirataz

Mirataz is the first veterinary licensed medication for the management of weight loss in cats with chronic medical conditions.

As you and your veterinarian work together to determine the underlying cause of your cat's weight loss, Mirataz may help your cat gain weight in the short term. Mirtazapine, the active ingredient in Mirataz, addresses reduced appetite. You should start to notice an improvement in your cat within as little as 14 days.

When using Mirataz

- ▶ Always wear impermeable gloves
- ▶ Dispose of used gloves after each application and wash your hands
- ▶ Always store the opened tube back inside the childproof box and keep away from children
- ▶ Apply to alternate ears daily for 14 days
- ▶ Care should be taken after application that people or other animals in the household do not come in contact with the treated cat for 12 hours because mirtazapine can be absorbed orally and transdermally
- ▶ Treated cats should not be allowed to sleep with owners during the period of treatment
- ▶ It may be easier to apply first thing in the morning before you leave for work, or last thing at night before you go to bed
- ▶ If a dose is missed, the dose should be given the following day
- ▶ Food intake can decrease after stopping Mirataz and should be monitored. If this continues for more than 48 hours, you should speak to your veterinarian or vet nurse



Mirataz is a transdermal ointment applied to the inside of the cat's ear.

Owner record

Mirataz needs to be applied daily to alternate ears. Use the charts below to keep a record of treatment.

Record appetite by filling in the stars, 1 star = no appetite, 5 stars = normal appetite.

Week 1	Left Ear	Right Ear	Appetite				
Monday	<input checked="" type="checkbox"/>	<input type="checkbox"/>	★	★	★	★	★
Tuesday	<input type="checkbox"/>	<input type="checkbox"/>	★	★	★	★	★
Wednesday	<input type="checkbox"/>	<input type="checkbox"/>	★	★	★	★	★
Thursday	<input type="checkbox"/>	<input type="checkbox"/>	★	★	★	★	★
Friday	<input type="checkbox"/>	<input type="checkbox"/>	★	★	★	★	★
Saturday	<input type="checkbox"/>	<input type="checkbox"/>	★	★	★	★	★
Sunday	<input type="checkbox"/>	<input type="checkbox"/>	★	★	★	★	★

Week 2	Left Ear	Right Ear	Appetite				
Monday	<input checked="" type="checkbox"/>	<input type="checkbox"/>	★	★	★	★	★
Tuesday	<input type="checkbox"/>	<input type="checkbox"/>	★	★	★	★	★
Wednesday	<input type="checkbox"/>	<input type="checkbox"/>	★	★	★	★	★
Thursday	<input type="checkbox"/>	<input type="checkbox"/>	★	★	★	★	★
Friday	<input type="checkbox"/>	<input type="checkbox"/>	★	★	★	★	★
Saturday	<input type="checkbox"/>	<input type="checkbox"/>	★	★	★	★	★
Sunday	<input type="checkbox"/>	<input type="checkbox"/>	★	★	★	★	★

If you are concerned about the health of your cat whilst treating with Mirataz, please contact your veterinarian.